



CAPROLACTAM CHEMICALS LIMITED
CIN : L24110MH1988PLC049683
UNAUDITED FINANCIAL RESULTS FOR THE QUARTER AND HALF YEAR ENDED 30TH SEPTEMBER, 2024

PART I		(Rs. In Lakhs)					
		Quarter Ended			Six Months Ended		Year Ended
		(Unaudited)			(Unaudited)		(Audited)
		30-09-2024	30-06-2024	30-09-2023	30-09-2024	30-09-2023	31-03-2024
PARTICULARS							
1	Revenue From Operation						
	Revenue from Operations	171.33	112.39	197.08	283.72	403.26	695.73
	Other Income	0.12	0.09	(0.02)	0.21	14.64	17.98
	Total Income	171.44	112.48	197.05	283.93	417.90	713.71
2	Expenses						
(a)	Cost of materials consumed	15.61	16.35	9.04	31.96	35.15	48.77
(b)	Purchase of stock - In trade	37.26	0.95	-	38.20	-	-
(c)	Change in inventories of Finished goods, work-in-progress and stock-intrade	(15.57)	-	-	(15.57)	-	-
(d)	Employee benefits expenses	9.17	9.67	8.53	18.84	17.96	38.75
(e)	Finance Costs	14.33	14.08	12.64	28.41	26.31	49.78
(f)	Depreciation, depletion and amortisation expenses	39.63	37.64	39.09	77.27	76.35	158.22
(g)	Other expenses	67.31	60.58	134.72	127.90	228.92	390.94
	Total Expenses	167.74	139.27	204.01	307.01	384.69	686.47
3	Profit / (Loss) before tax (1-2)	3.71	(26.79)	(6.96)	(23.08)	33.21	27.24
4	Tax Expense						
	Current tax	-	-	(1.75)	-	8.36	4.75
	Defered tax	(0.28)	(0.16)	0.39	(0.44)	0.53	2.75
	Total Tax Expenses	(0.28)	(0.16)	(1.36)	(0.44)	8.90	7.50
5	Total Profit/(loss) After Tax (3-4)	3.99	(26.63)	(5.60)	(22.64)	24.31	19.74
6	Other Comprehensive Income (OCI)						
	a) Items That Will Not Be Reclassified To Profit or Loss	-	-	-	-	-	0.72
	b) Items That Will Be Reclassified To Profit or Loss	-	-	-	-	-	0.08
7	Total Comprehensive Income/(Loss) for the period (5+6)	3.99	(26.63)	(5.60)	(22.64)	24.31	20.54
8	Details of equity share capital						
9	Paid-up equity share capital	460.00	460.00	460.00	460.00	460.00	460.00
	Face value of equity share capital	10.00	10.00	10.00	10.00	10.00	10.00
10	Other Equity	-	-	-	-	-	94.71
11	Earnings per share						
12	Earnings per equity share Rs.						
	Basic	0.09	(0.58)	(0.12)	(0.49)	0.53	0.43
	Diluted	0.09	(0.58)	(0.12)	(0.49)	0.53	0.43
13	Nominal value of share	10.00	10.00	10.00	10.00	10.00	10.00
Disclosure of notes on finance results							
1 The above results were reviewed by the Audit Committee and approved by the Board of Directors at their respective meetings held on 12th November, 2024 and have been subjected to limited review by the Auditors.							
2 These financial results of the Company have been prepared in accordance with the Companies (Indian Accounting Standards) Rules, 2015 (Ind AS) prescribed under Section 133 of the Companies Act, 2013 and other recognized accounting practices and policies to the extent applicable.							
3 The Standalone results of the company are available on the company's website http://caprolactum.co.in and also available on the websites of the BSE Ltd. And National Stock Exchange of India Ltd.							
4 Figures for the previous quarter/ period have been regrouped/reclassified, wherever considered necessary. Figures for the previous quarter/ period have been regrouped/reclassified, wherever considered necessary.							
5 The figures in Rs. Lakhs are rounded off to Two Decimals							
Place: Mahad Date: 12th November, 2024		  Mrs. Zaver S Bhanushali Managing Director DIN- 00663374					


CAPROLACTAM CHEMICALS LIMITED
CIN : L24110MH1988PLC049683
Standalone Statement of Assets and Liabilities


(Amount in lakhs)

	Particulars	Period ended As at	Period ended As at
		30-Sep-24 Unaudited	31-Mar-24 Audited
I	ASSETS		
1	Non-current assets		
	Property, plant and equipment	1,010.84	1,029.07
	Capital work-in-progress	-	-
	Financial assets		
	i. Other Financial Assets	31.48	30.53
	Total non-current assets	1,042.32	1,059.60
2	Current assets		
	Inventories	27.57	6.70
	Financial assets		
	i. Trade receivables	228.82	63.66
	ii. Cash and cash equivalents	8.66	8.65
	Other current financial assets	27.22	26.77
	Total current assets	292.28	105.77
	Total assets	1,334.60	1,165.37
II	EQUITY AND LIABILITIES		
1	Equity		
	Equity share capital	460.00	460.00
	Other equity	72.07	94.71
	Total equity	532.07	554.71
2	Liabilities		
	Non-current liabilities		
	Financial liabilities		
	i. Borrowings	-	166.27
	Deferred tax liabilities (net)	3.48	3.92
	Total non-current liabilities	3.48	170.19
	Current liabilities		
	Financial liabilities		
	i. Borrowings	715.44	420.00
	ii. Trade payables		
	Total outstanding dues of micro enterprises and small enterprises	-	0.16
	Total outstanding dues of other than micro enterprises and small ent.	49.74	15.00
	Other current liabilities	30.13	1.57
	Employees Benefit obligation	3.75	3.75
	Income Tax Liabilities Net	-	-
	Total current liabilities	799.06	440.47
	Total liabilities	802.54	610.66
	Total equity and liabilities	1,334.60	1,165.37

Place: Mahad
Date: 12th November, 2024

FOR CAPROLACTAM CHEMICALS LIMITED




Mrs. Zaver S Bhanushali
Managing Director
DIN- 00663374

CAPROLACTAM CHEMICALS LIMITED

Cash flow statement for the year ended September 30, 2024

(Amount in Lakhs)

Particulars	As at Sept 30, 2024		As at Sept 30, 2023
A Cash flow from operating activities :			
Profit after exceptional items before tax		(23.08)	33.21
Adjustments for:			
Depreciation and amortization for the year	77.27		76.35
Interest Income	(0.21)		(0.18)
Finance cost	28.41		26.31
		105.47	102.49
Operating profit before working capital changes		82.39	135.70
Adjustments for:			
Decrease/Increase in inventories	(20.88)		1.91
Decrease/(increase) in non-current financial assets	(0.95)		(16.48)
Decrease/(increase) in other current assets	4.73		(24.20)
Increase in trade receivables	(165.16)		(64.78)
Increase in trade payables	34.58		26.36
Increase in current financial liabilities	28.56		5.43
		(119.11)	(71.75)
Cash generated from operating activities		(36.72)	63.95
Income Tax Paid (net)	(5.19)		(10.57)
		(5.19)	(10.57)
Net cash generated from operating activities		(41.91)	53.38
B Cash flow from investing activities:			
Purchase of property, plant and equipment	(59.04)		(43.79)
Interest received	0.21		0.18
Net cash used in investing activities		(58.84)	(43.61)
C Cash flow from financing activities:			
(Repayment)/proceeds of short term borrowings, net	129.17		1.29
Interest paid	(28.41)		(26.31)
Net cash generated from financing activities		100.76	(25.02)
Net increase in cash and cash equivalents (A+B+C)		0.02	(15.26)
Cash and cash equivalents at the beginning of the year		8.65	23.09
Cash and cash equivalents at the end of the year		8.66	7.84

FOR CAPROLACTAM CHEMICALS LIMITED



Zaver S Bhanushali

Mrs. Zaver S Bhanushali
Managing Director
DIN- 00663374

Place: Mahad
Date: 12th November, 2024